

BC Forest Safety Council

Market Penetration Survey Report

April 15, 2019



BC Forest Safety
Safety is good business

WORK SAFE BC

Contents

03	Objectives & Methodology
05	Executive Summary
09	Summary of Findings
21	Appendix

Objectives & Methodology

Objectives & Methodology

- WorkSafeBC, in partnership with BC Forest Safety Council, carried out the second survey with employers in BC’s forestry and logging sector, following up initial research conducted in 2016
- The main objectives of the survey are to measure employer awareness of BC Forest Safety Council and identify their needs and preferences for health and safety information and support
- The survey covered the following topics:
 - General perceptions around safety in forestry and logging
 - Awareness of BC Forest Safety Council
 - Satisfaction with the Council
 - Usage of and satisfaction with the services, resources, and information provided by the Council
 - Desired services and communication channels
- The survey was conducted by emailing employers a unique link to participate in the survey and then following up with telephone reminders (as needed)
- Surveying took place from February 4 to 28, 2019
- A total of 322 surveys were obtained from employers falling within BC Forest Safety Council’s industry subsectors, including 222 in Forestry, 92 in Transportation and Related Services and 8 in Wood and Paper Products
- The survey sample was weighted by company size¹ to match the actual employer composition for the sector

Year	Employers Contacted (by email)	Surveys Obtained	Participation Rate	Margin of Error (19 times out of 20)
2016	2,388	334	14%	±5%
2019	2,206	322	15%	±5%

¹ Company size is based on WorkSafeBC’s Estimated 2019 Employer Payroll Size and the categories are defined as follows:

Very Small: employers with a calculated 2019 assessable payroll amount less than \$150K, and a base WorkSafeBC assessment rate less than \$3K.

Small: employers with a calculated 2019 assessable payroll amount greater than or equal to \$150K, but less than \$600K, and/or a base WorkSafeBC assessment rate greater than or equal to \$3K, but less than \$12K.

Medium: employers with a calculated 2019 assessable payroll amount greater than or equal to \$600K, but less than \$1.6 million, and a base WorkSafeBC assessment rate greater than or equal to \$12K, but less than \$40K.

Large: employers with a calculated 2019 assessable payroll amount greater than or equal to \$1.6 million, and a base WorkSafeBC assessment rate greater than or equal to \$40K.

Executive Summary

Executive Summary

Forestry & Logging Industry Perceptions of Workplace Health & Safety

Employers in the forestry and logging sector remain positive about workplace safety, with six-in-ten (62%) saying it is improving. This is consistent with 2016 assessments, when 60% felt it was improving.

Also in-line with 2016, the main health and safety risks cited by employers in the industry are driving, accidents or poor road conditions (mentioned by 37% in both 2016 and 2019). This year, more employers mention inclement weather or natural elements (15% compared to 9% in 2016) and unclean or unsafe worksite conditions (9% compared to 0% in 2016). On the other hand, fewer employers mention lack of knowledge, training or experience as a health and safety risk (13% vs. 19% in 2016).

Awareness and Satisfaction with BC Forest Safety Council

Awareness of BC Forest Safety Council remains extremely high; 92% have heard of the Council. This includes 37% who can name the Council without prompting (generally in-line with the 41% who could do so in 2016).

Employers remain most likely to find out about the Council through word of mouth (31%). Compared to 2016, BCFSC publications have extended their reach, as more employers are learning about the Council via their publications (16% vs. 9% in 2016).

Executive Summary

Awareness and Satisfaction with BC Forest Safety Council (cont'd)

Overall satisfaction among those aware of BCFSC has edged up to almost two thirds - 62% are satisfied, compared to 58% who felt that way in 2016. Overall satisfaction with BCFSC promoting health and safety increases with company size; very small companies are relatively less satisfied (56% are) and show more room for improvement than small and medium/large companies (69% and 82% satisfied, respectively).

Access and Usage of Health & Safety Resources

Given that awareness is nearly universal, it follows that the majority of employers (78%) recall receiving and/or using BCFSC communications.

Updates and notifications, such as H&S news and regulatory changes, are the most utilized (60%). Though still among the top three selections, receipt and usage declines have been seen in health and safety resources (45% compared to 54% in 2016), such as booklets, videos or manuals, and certifications (40% compared to 51% in 2016). The Council may want to explore the distribution, awareness and communication strategies for employers for these items.

BCFSC's services and resources continue to be well received by the majority of employers using them; in-person meetings or site visits and conferences, seminars and events are particularly well received. Satisfaction has also edged up slightly for both health and safety resources and certifications.

Executive Summary

Opportunities to Provide Improved Support to Employers

Employers are still most likely to suggest that BCFSC could support the industry by expanding the range of education and training opportunities. It is worth noting that fewer employers advocate a more collaborative approach, 'work with us to make changes or being receptive to feedback' which is a much less popular suggestion (2% compared to 12% in 2016).

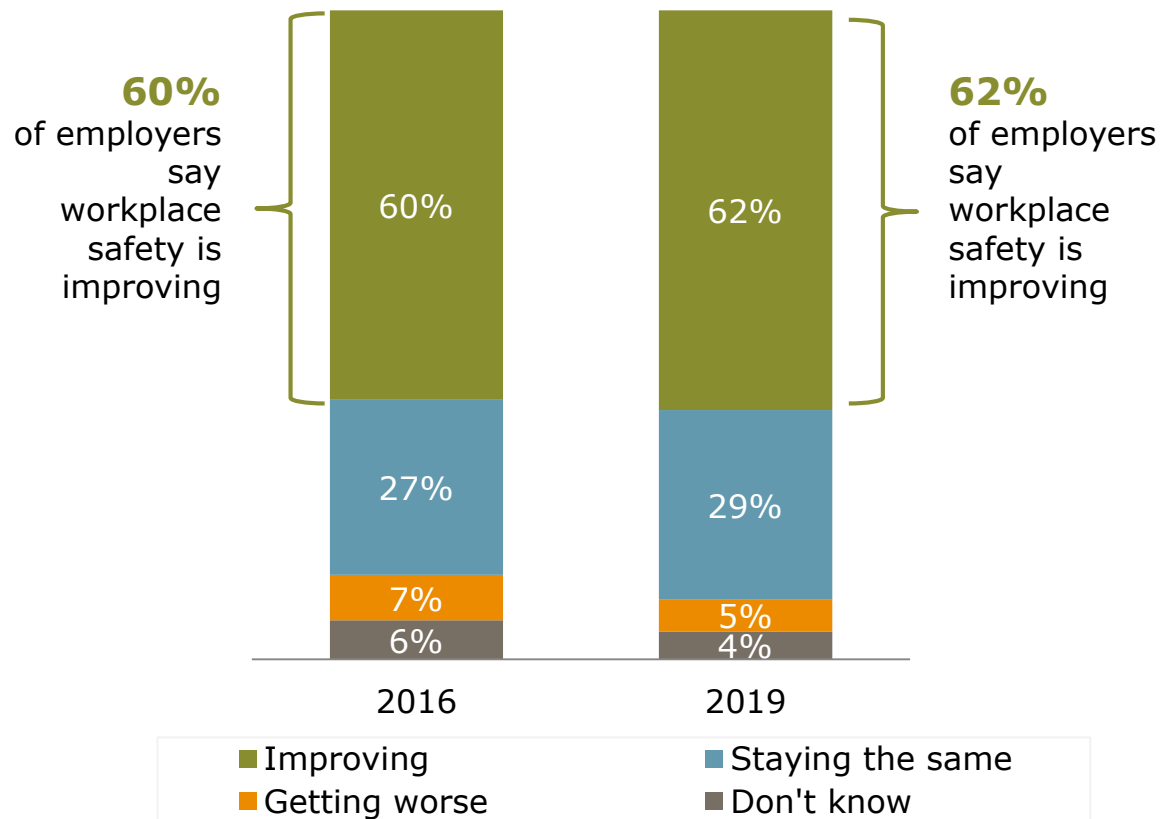
Looking to the future, when given a list of options to choose from, employers prioritize the Council providing health and safety resources (e.g. booklets, videos and manuals), updates and notifications (e.g. H&S news and regulatory changes) and online training to improve workplace health and safety.

Employer Communication Preferences

About seven-in-ten employers (69%) continue to be interested in receiving services, resources or information to improve workplace health and safety. Employers prefer to receive communication from the Council via email, the website or mail.

Summary of Findings

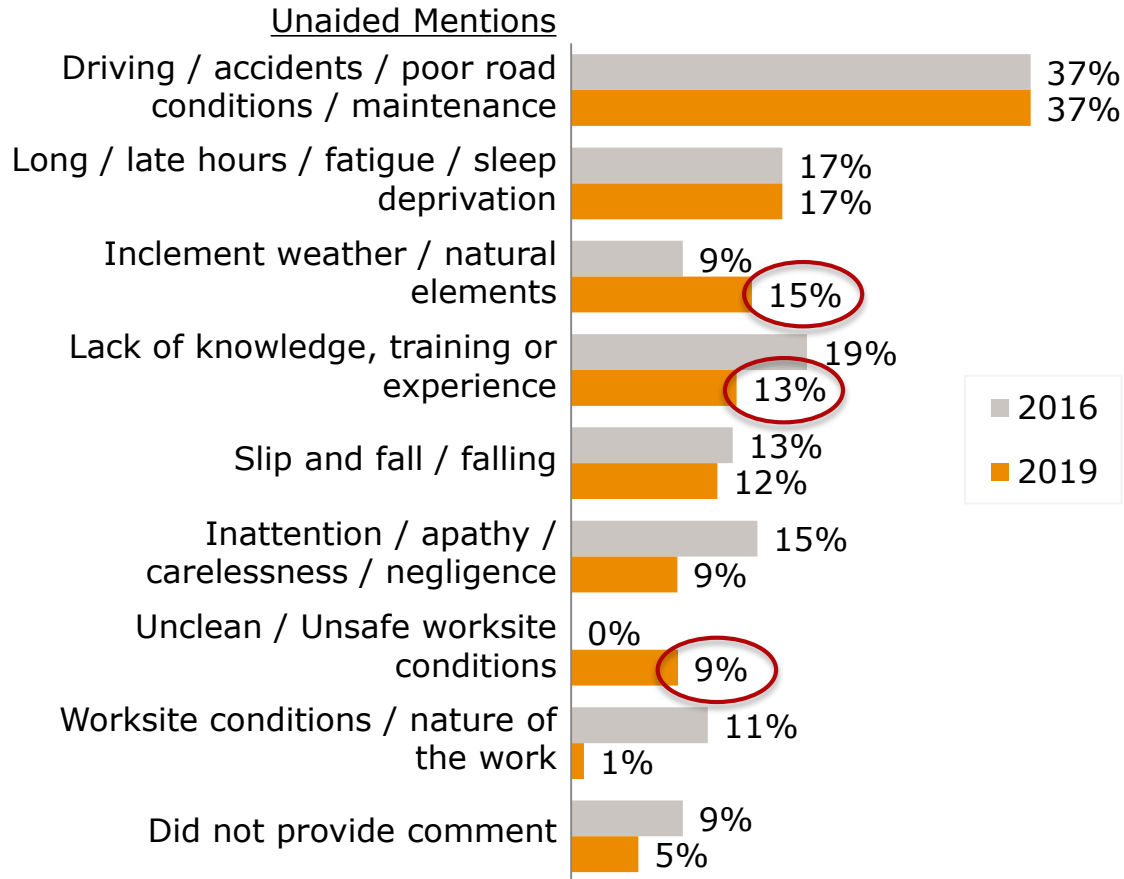
The majority of forestry employers continue to believe workplace safety is improving in the sector



Base: All BC Forest Safety Council employers: 2016 (334), 2019 (322)

Q1. Generally speaking, would you say that workplace safety in your industry is...

Driving, accidents or poor road conditions are once again the top concern; this wave more mention weather and unclean/unsafe worksite conditions



“ Winter driving on resource roads

BC highways – yellow head road and bridge – their lack of road maintenance puts my life in danger

Long hours - tired employees

I think the transportation of logs is dangerous due to the many ailments of weather..

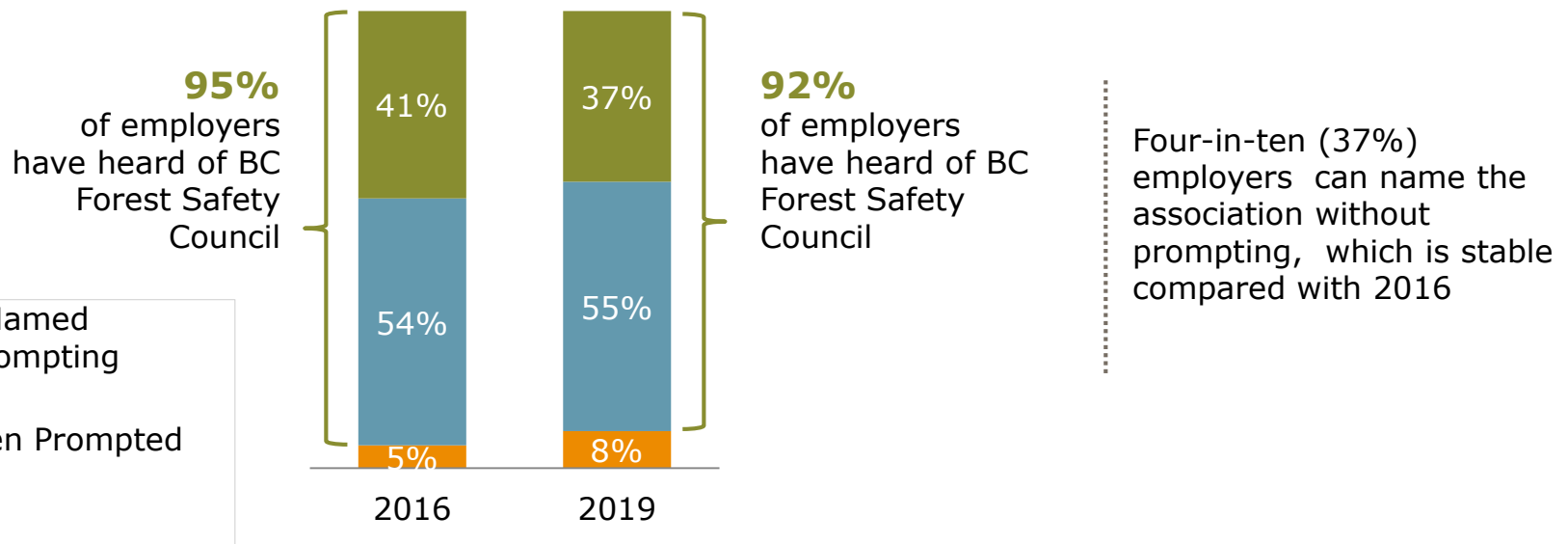
Young and new operators not understanding how to recognize a potentially dangerous situation.

Note: Only mentions of 9% or more in 2019 are shown, with the exception of 'worksite conditions' given its significant shift

Base: All BC Forest Safety Council employers: 2016 (334), 2019 (322)

Q10. In every industry there is some degree of health and safety risk to workers. What do you think are the main health and safety risks in your industry?

Consistent with 2016 virtually all employers are aware of BC Forest Safety Council



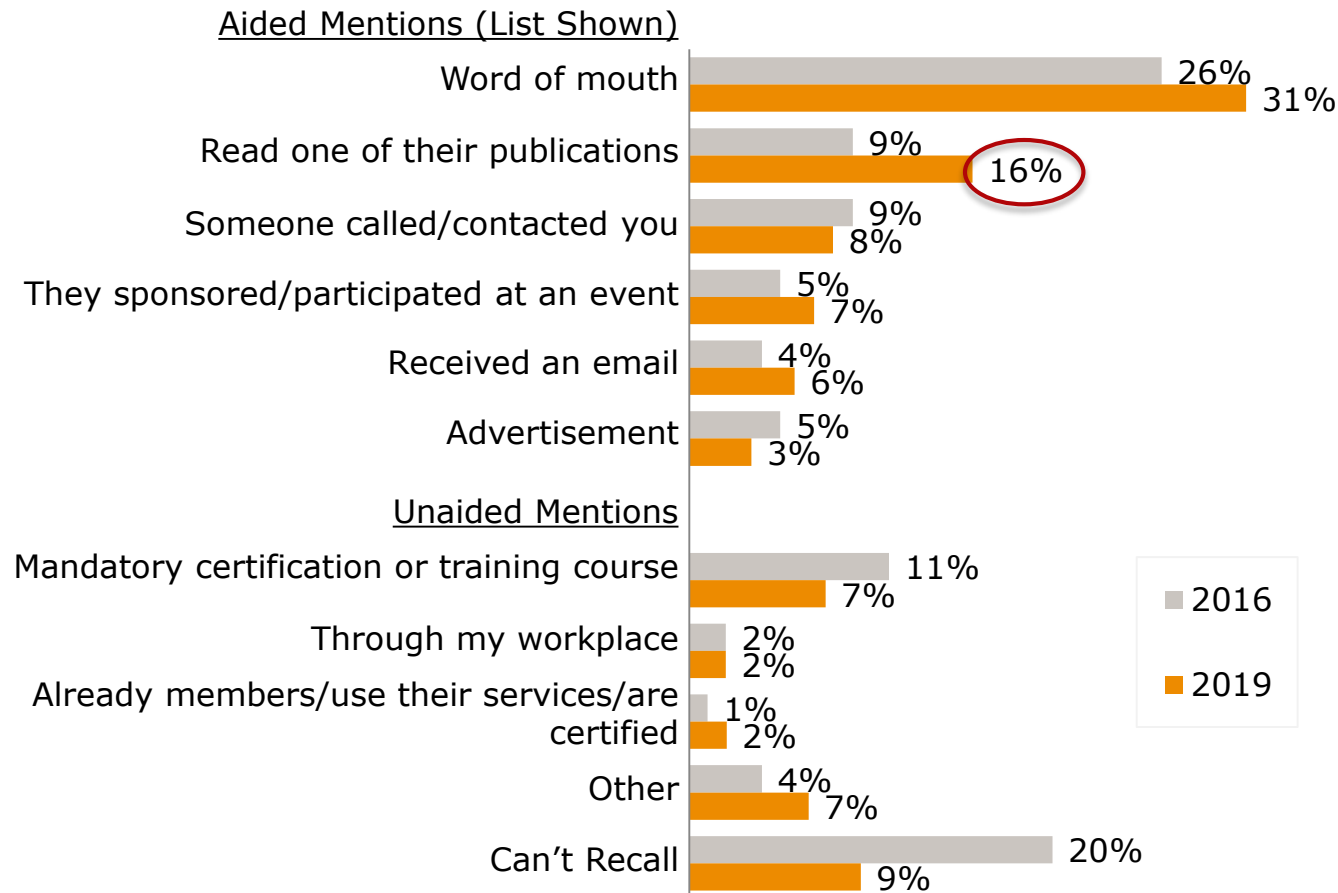
Other Health & Safety Organizations Named (Unaided)	2016	2019
WorkSafeBC/Worker's Compensation Board	28%	21%
Truck Loggers Association (TLA)	7%	8%
Canfor	3%	5%

Base: All BC Forest Safety Council employers: 2016 (334), 2019 (322). Note: Only mentions of 5% or more in 2019 are shown

Q2. Can you think of any organizations in BC that support or promote workplace health and safety in Forestry and Logging?

Q3a. Have you heard of British Columbia Forest Safety Council?

Employers remain most likely to find out about the BCFSC through word of mouth; this wave more discover it via reading one of BCFSC publications

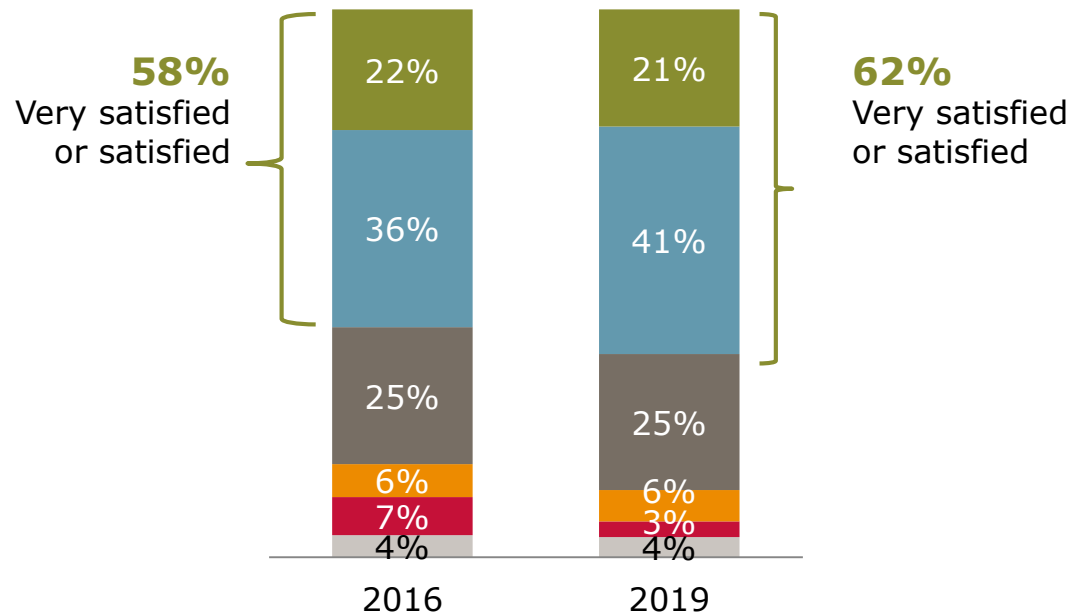


Note: Only selections/mentions of 2% or more in 2019 are shown

Base: Among those aware of the BC Forest Safety Council: 2016 (320), 2019 (297)

Q3b. How did you first hear about British Columbia Forest Safety Council?

Among employers aware of BCFSC, about six-in-ten say they are satisfied with their performance promoting H&S




Overall satisfaction with the council promoting health and safety increases with company size. Very small companies are relatively less satisfied (56% are) than small companies (69% satisfied) and medium/large companies (82% satisfied).

- Very satisfied
- Satisfied
- Neither satisfied nor dissatisfied
- Dissatisfied
- Very dissatisfied
- Don't know

Base: Among those aware of BC Forest Safety Council: 2016 (320), 2019 (297)

Q4. Overall, how satisfied are you with what British Columbia Forest Safety Council is doing to promote health and safety in your industry?

Four-in-five employers have received/used BCFSC communications; updates and notifications are the most common



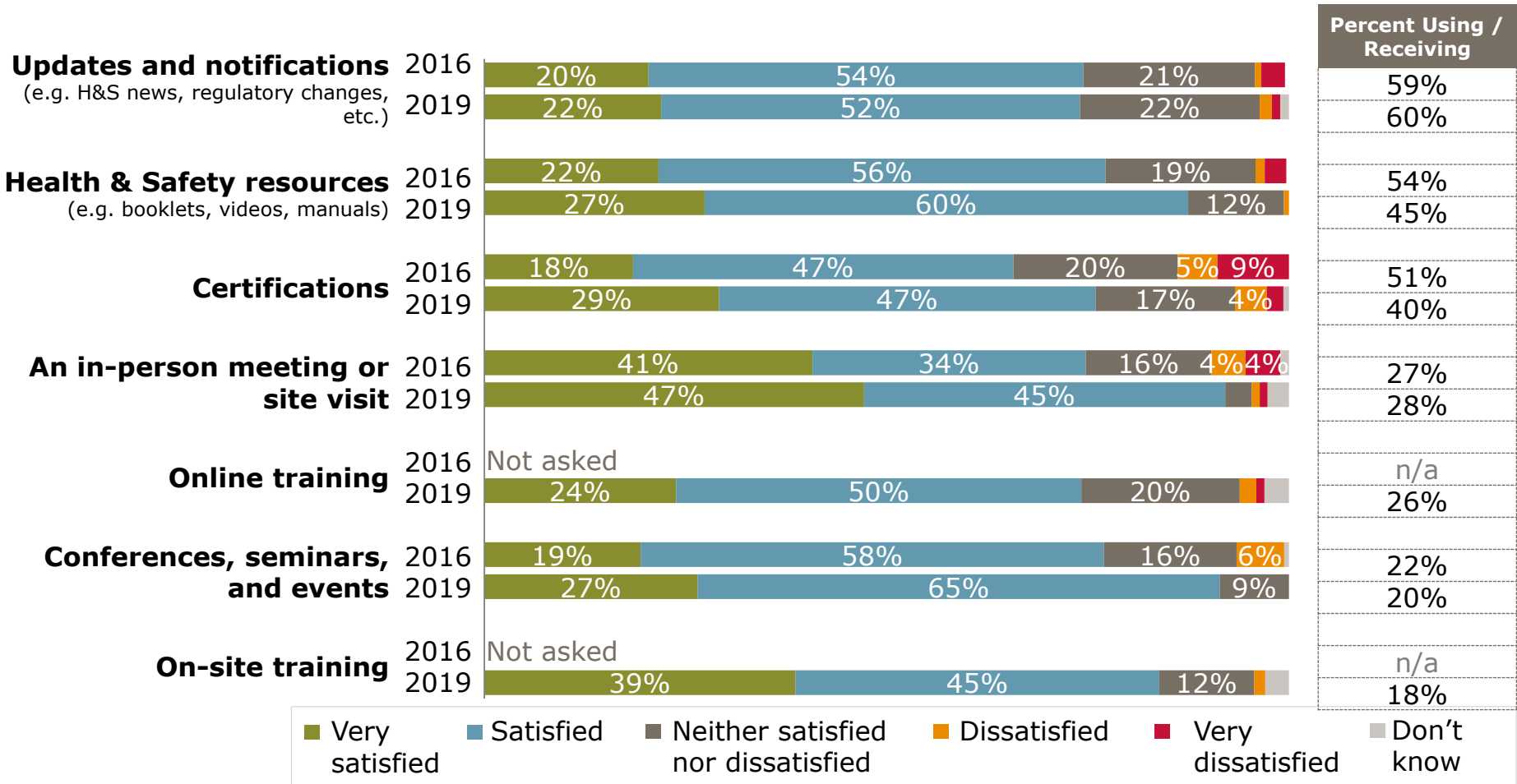
Usage of some resources has declined; fewer employers access H&S resources and certifications compared to 2016

Main Certifications Mentioned (among 134 employers)

- SAFE Certification/SAFE Companies (27%)
- Faller Certification / QFT (10%)
- BCMSA Supervisors Safety Certificate Program (10%)
- Falling/Forest Supervisor (QST) (9%)
- BASE/ SEBASE/ ISEBASE (9%)
- SEOHS (8%)
- Individual Owner Operator (IOO) (8%)

*New response options added in 2019. Note: Only selections of 3% or more in 2019 are shown. Only certifications mentioned by 8% or more are shown.
 Base: All BC Forest Safety Council employers: 2016 (334), 2019 (322).
 Q5. British Columbia Forest Safety Council offers various services, resources, and information on health and safety. Which of these services, resources, or information has your company used or received from British Columbia Forest Safety Council?

Employers are generally satisfied with BCFSC communications; in-person meetings/site visits, conferences/seminars/events are most well received

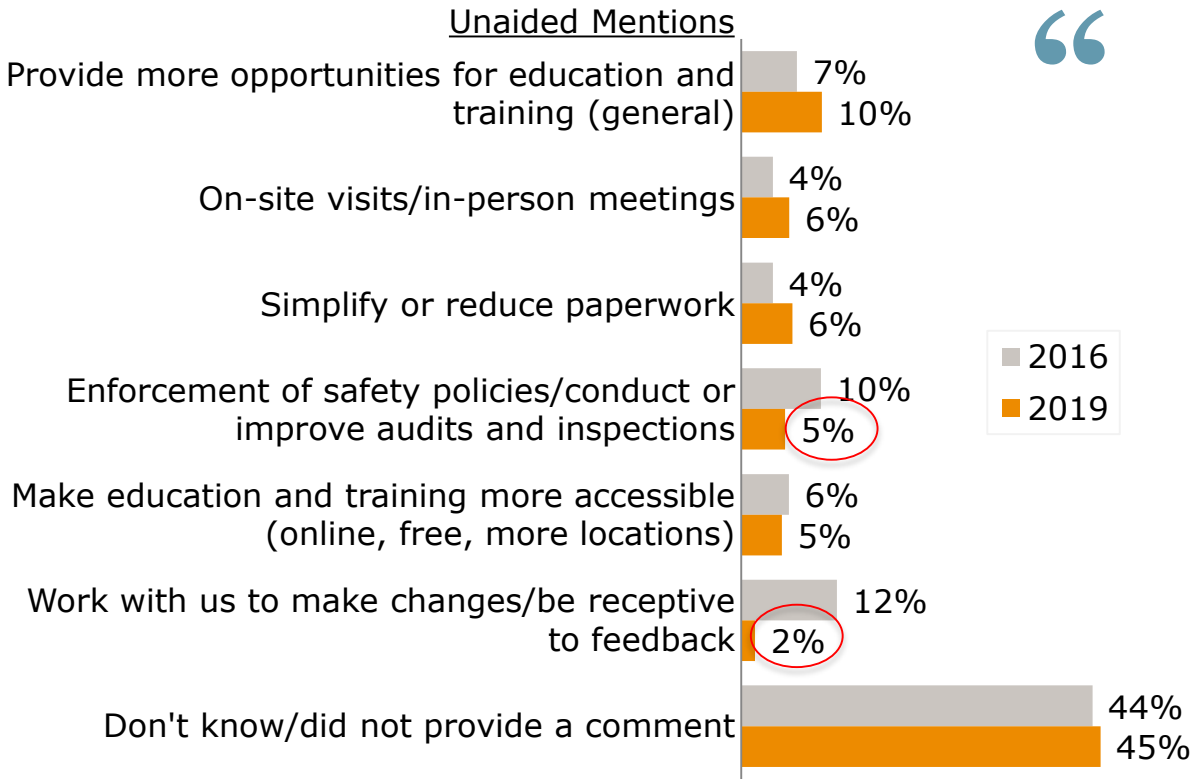


Base: Among those receiving services, resources, and information from BC Forest Safety Council: 2016 (79-205), 2019 (63-196)

Note: Only services/resources with 30+ responses are show above.

Q5. British Columbia Forest Safety Council offers various services, resources, and information on health and safety. Which of these services, resources, or information has your company used or received from British Columbia Forest Safety Council? / Q6a-f. How would you rate the [INSERT EACH ITEM USED/RECEIVED IN Q5] on meeting your needs?

Employers remain most likely to suggest expanding the range of education & training opportunities to support workplace H&S. They are less likely to mention enforcement & working with BCFSC



Continued training

Just more information and training in general, via emails

More site visits

Less paperwork

The entire audit process should be enhanced. The SEBASE audit tool should be updated and expanded to capture more information; there are no site inspections nor employee interviews required.



Note: Only mentions of 5% or more in 2019 are shown, with the exception of 'work with us to make changes' which was included given the significant shift
 Base: All BC Forest Safety Council employers: 2016 (334), 2019 (322).

Q7. In what ways could British Columbia Forest Safety Council better serve or support your company and industry to improve health and safety in your workplace?/ British Columbia Forest Safety Council is the health and safety association for the Forestry and Logging industry in BC. With this in mind, in what ways could British Columbia Forest Safety Council serve or support your company and industry to improve health and safety in your workplace?

Providing health and safety resources, updates and notifications and online training are the top choices on how BCFSC can help improve workplace health and safety

	Total		First Preferred		Second Preferred		Third Preferred	
	2016 %	2019 %	2016 %	2019 %	2016 %	2019 %	2016 %	2019 %
Aided Mentions (List Shown)								
Health & Safety Resources (e.g. booklets, videos, manuals)	53	47	24	12	17	22	12	13
Updates & notifications (e.g. H&S news, regulatory changes)	45	45	14	21	17	11	14	13
Online training	n/a	35	n/a	14	n/a	10	n/a	11
On-site training	n/a	31	n/a	12	n/a	12	n/a	7
An in-person meeting or site visit	27	30	9	15	9	9	9	6
Conferences, seminars, and events	23	27	5	4	8	8	10	15
Certifications	18	19	3	6	6	6	9	7
Other	6	5	3	3	1	1	2	1
Don't know	21	13	21	13	n/a		n/a	

Note: Second and third preferences were optional. Employers could only choose 'don't know' as their first preferred.

Base: All BC Forest Safety Council employers: 2016 (334), 2019 (320)

Q8. Looking ahead, what kinds of services, resources, or information from British Columbia Forest Safety Council would most help you improve health and safety in your workplace?

The top choices for communications from BC Forest Safety Council continue to be emails, the website and mail

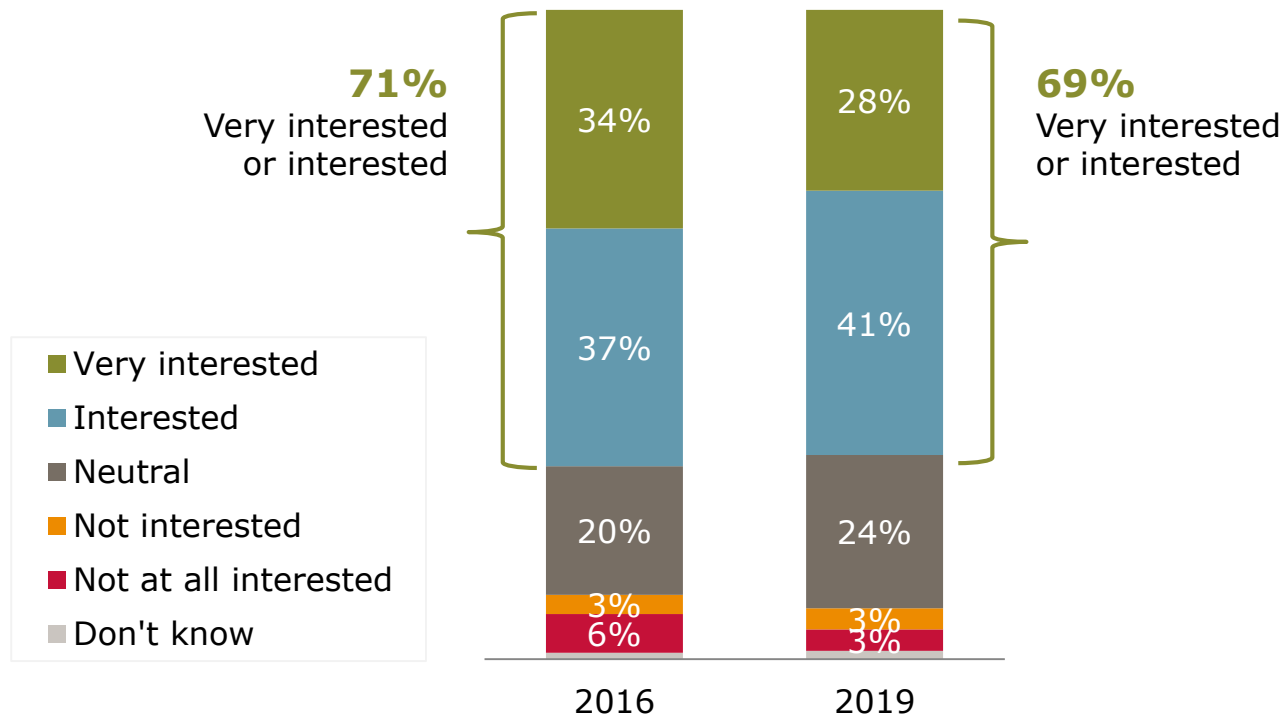
	Total		First Preferred		Second Preferred		Third Preferred	
	2016 %	2019 %	2016 %	2019 %	2016 %	2019 %	2016 %	2019 %
Aided Mentions (List Shown)								
Personal/direct emails	66	57	39	35	19	13	8	9
Group emails (i.e. an e-newsletter subscription)	55	52	23	25	22	18	10	9
On the BC Forest Safety Council website	47	45	6	10	17	19	24	16
By mail	43	43	15	13	14	16	14	14
In-person	11	15	3	4	3	2	5	9
By phone	8	9	0	0	3	4	5	5
Facebook	5	7	0	1	1	2	4	4
YouTube	n/a	4	n/a	0	n/a	2	n/a	2
LinkedIn	0	1	0	0	0	1	0	0
Instagram	n/a	1	n/a	0	n/a	0	n/a	1
Other	1	2	1	1	0	1	0	0
No preference	13	11	13	11	n/a		n/a	

Note: Second and third preferences were optional. Employers could only choose 'don't know' as their first preferred.

Base: All BC Forest Safety Council employers: 2016 (334), 2019 (322)

Q9. How would you generally prefer to receive information (e.g. updates on new services and resources, H&S news, regulatory changes) from British Columbia Forest Safety Council?

Consistent with 2016, seven-in-ten employers are interested in receiving services, resources or information to improve workplace health and safety



Base: All BC Forest Safety Council employers: 2016 (334), 2019 (322)

Q9b. Generally speaking, how interested are you in receiving services, resources, or information to improve health and safety in your workplace?

Appendix

Employer Profile

	Total		Very Small		Small		Medium		Large	
	2016 %	2019 %	2016 %	2019 %	2016 %	2019 %	2016 %	2019 %	2016 %	2019 %
(base)	(334)	(322)	(93)	(130)	(170)	(153)	(39)	(22*)	(32)	(13*)
Number of Employees in BC										
None/No employees	9	4	17	7	4	1	0	0	0	0
1-3 employees	54	58	71	73	51	51	0	0	0	0
4-19 employees	27	27	10	12	39	42	62	59	6	0
20-99 employees	7	8	2	5	5	5	36	23	34	77
100+ employees	3	3	0	3	1	1	3	18	59	23
Subsector										
7030 Forestry	74	69	68	67	75	69	92	86	94	62
7320 Transportation & Related Services	26	29	32	31	25	30	8	9	6	15
7140 Wood and Paper Products	0	2	0	2	0	1	0	5	0	23

Note: All data has been weighted by the estimated employer payroll size to match the target population.

*Caution: small base size.

(base)	Total		Very Small		Small		Medium		Large	
	2016 %	2019 %	2016 %	2019 %	2016 %	2019 %	2016 %	2019 %	2016 %	2019 %
	(334)	(322)	(93)	(130)	(170)	(153)	(39)	(22*)	(32)	(13*)

Role in Company

Aided List

Business owner	65	71	76	78	63	63	41	58	6	31
Senior executive	1	1	0	1	1	0	0	0	3	8
Manager	4	4	0	2	6	5	3	9	22	15
Supervisor	3	3	3	2	4	5	5	0	3	0
Staff member	3	2	3	2	4	3	5	0	0	0
Dedicated health and safety position	8	4	6	2	4	5	21	5	50	38
Internal bookkeeper/accountant	8	11	4	9	11	12	13	14	12	8

Unaided Mentions

Faller	2	0	2	0	3	0	0	0	0	0
Office manager/admin	1	0	0	0	1	0	13	5	3	0
All of the above	3	1	2	1	4	3	0	0	0	0
Secretary	0	0	0	0	0	1	0	0	0	0
Other	1	3	2	3	1	3	0	9	0	0

Note: All data has been weighted by the estimated employer payroll size to match the target population.

*Caution: small base size.

Email Invitation

Subject: WorkSafeBC would like to hear from you!

From: WorkSafeBC & Sentis Research



Share Your Feedback

We are conducting a research study about health and safety in your industry. If you are the person responsible for health and safety in your [company IF BCMSA CONTACT SUBSTITUTE organization] or the owner/operator of your company, we would really like to hear from you! (If not, then please forward this email to the right person – thank you!)

The survey is quick and easy. We've enlisted Sentis Research to conduct the survey and keep all responses confidential. Only aggregated results will be shared with WorkSafeBC and industry member health and safety associations.

Please answer the question below to get started. Don't have much to say on the topic? That's okay. We still want to hear from you. You can begin the survey by clicking the start survey button below.

Generally speaking, would you say that **workplace safety in your industry is...**

<input type="radio"/> Improving
<input type="radio"/> Staying the same
<input type="radio"/> Getting worse
<input type="radio"/> Unable to rate

[Start Survey](#)

We really appreciate your feedback. If you wish to verify this research, please contact Tracy Klass, Manager, Market Research at WorkSafeBC at tracy.klass@worksafebc.ca or 604-279-7572

Regards,
WorkSafeBC & Sentis Research

Having trouble? Copy and paste the link below into your web browser: [\[SURVEY URL\]](#)
You can also email us at worksafebc@sentis.ca

About this Survey: WorkSafeBC has enlisted an independent research firm, Sentis Market Research, to conduct this survey. Your participation is completely voluntary. All responses will be kept confidential by Sentis; though, if you include personal information in your responses, you will be considered to have consented to that personal information being collected and used by WorkSafeBC for the purpose of this survey.

[Privacy Policy](#)
[Unsubscribe](#)



Sentis Market Research Inc.
6th Floor, 543 Granville Street
Vancouver, BC, V6C 1X8
sentisresearch.com

1st Email Reminder

Subject: WorkSafeBC would like your feedback

From: WorkSafeBC & Sentis Research

**Share Your Feedback**

There is still time to participate in WorkSafeBC's health and safety survey!

Please complete the survey by **Friday, February 22nd**.

If you started the survey but didn't finish it, you can pick up right where you left off.

Start / Continue Survey

If you're not the person responsible for health and safety in your [company/organization] [, or the owner/operator of your company], then please forward this email to the right person – thank you!

It's really easy and should only take about 7 minutes.

Don't have much to say on the topic? That's okay. We still want to hear from you

We've enlisted Sentis Research to conduct the survey and keep all responses confidential. Only aggregated results will be shared with WorkSafeBC and industry member health and safety associations.

Regards,
WorkSafeBC & Sentis Research

Having trouble? Copy and paste the link below into your web browser: [SURVEY URL]

You can also email us at worksafebc@sentis.ca

About this Survey: WorkSafeBC has enlisted an independent research firm, Sentis Market Research, to conduct this survey. Your participation is completely voluntary. All responses will be kept confidential by Sentis; though, if you include personal information in your responses, you will be considered to have consented to that personal information being collected and used by WorkSafeBC for the purpose of this survey.

[Privacy Policy](#)

[Unsubscribe](#)



Sentis Market Research Inc.
6th Floor, 543 Granville Street
Vancouver, BC, V6C 1X8
sentisresearch.com

2nd Email Reminder

Subject: Deadline Extension: please complete by Feb 28

From: WorkSafeBC & Sentis Research

**Share Your Feedback**

There is still time to participate in WorkSafeBC's health and safety survey!

The deadline has been extended to **Thursday, February 28th**.

If you started the survey but didn't finish it, you can pick up right where you left off.

Start / Continue Survey

If you're not the person responsible for health and safety in your [company/organization] [, or the owner/operator of your company], then please forward this email to the right person – thank you!

It's really easy and should only take about 7 minutes.

Don't have much to say on the topic? That's okay. We still want to hear from you

We've enlisted Sentis Research to conduct the survey and keep all responses confidential. Only aggregated results will be shared with WorkSafeBC and industry member health and safety associations.

Regards,
WorkSafeBC & Sentis Research

Having trouble? Copy and paste the link below into your web browser: [SURVEY URL]
You can also email us at worksafebc@sentis.ca

About this Survey: WorkSafeBC has enlisted an independent research firm, Sentis Market Research, to conduct this survey. Your participation is completely voluntary. All responses will be kept confidential by Sentis; though, if you include personal information in your responses, you will be considered to have consented to that personal information being collected and used by WorkSafeBC for the purpose of this survey.

[Privacy Policy](#)
[Unsubscribe](#)



Sentis Market Research Inc.
6th Floor, 543 Granville Street
Vancouver, BC, V6C 1X8
sentisresearch.com

Welcome to the WorkSafeBC Industry Survey

The survey will take about 5 minutes and all responses will be kept confidential.

If you have any questions or problems with the survey, please email us at worksafebc@sentis.ca

PROGRAMMING NOTE: THE FIRST SURVEY QUESTION IS ALSO EMBEDDED IN THE EMAIL; ONCE ANSWERED THE RESPONDENT IS BROUGHT DIRECTLY INTO THE SURVEY AT Q2. THE RESPONDENT CAN ALSO ENTER THE SURVEY BY CLICKING THE LINK ON THE EMAIL AND THAT WILL BRING THEM TO Q1. IF A RESPONDENT LEAVES THE SURVEY MID-WAY THEY ARE ABLE TO RE-ACCESS LATER WHERE THEY LEFT OFF.

Q1. [single choice]

Generally speaking, would you say that **workplace safety in your industry** is...

- 3. Improving
- 2. Staying the same
- 1. Getting worse
- 98. Don't know

Q2. [open end]

Can you think of any organizations in BC that support or promote workplace health and safety [in/for INSERT NAME OF SECTOR]?

Please list up to three.

POP UP IF LEFT BLANK: If you can't think of any please type "don't know" in the first box.

SKIP Q3a IF ALREADY MENTIONED IN Q2. IF HSA IS MISPELLED RESPONDENT WILL BE ASKED Q3a.

Q3a. [single choice]

Have you heard of **[INSERT HSA]**?

1. Yes
2. No – SKIP TO Q7

Q3b. [single choice]

How did you first hear about **[INSERT HSA]**?

RANDOMIZE

1. Advertisement → POP UP AND RAOMIZE OPTIONS: Q3c. What kind of advertising first made you aware? [single choice]
 1. Radio
 2. YouTube
 3. Facebook
 4. Instagram
 5. Twitter
 6. LinkedIn
 7. TV
 8. Media/news article
 96. Other (please specify)
2. Read one of their publications
3. Word of mouth
4. Someone called/contacted you
5. Received an email
6. They sponsored/participated at an event
96. Other (please specify)
98. Can't recall

Q4. [single choice]

Overall, how satisfied are you with what **[INSERT HSA]** is doing to promote health and safety in your industry?

5. Very satisfied
4. Satisfied
3. Neither satisfied nor dissatisfied
2. Dissatisfied
1. Very dissatisfied
98. Don't know

Q5. [multi choice]

The **[INSERT HSA]** offers various services, resources, and information on health and safety.

Which of these services, resources or information has **your [IF HSA <> 12 "company", else "organization"] used or received** from **[INSERT HSA]**?

SHOW AS ORDERED FOR HALF SAMPLE, SHOW IN REVERSE ORDER FOR OTHER HALF OF SAMPLE

Please check all that apply.

- a. Health & safety resources (e.g. booklets, videos, manuals)
- b. Updates and notifications (e.g. health & safety news, regulatory changes, newsletter, etc.)
- c. On-site training
- d. Online training
- e. Certification [IF SELECTED, POP UP MULTI LINE TEXT BOX "Specify which certification(s):"]
> **TEXT REQUIRED IN FIRST OF 3 TEXT BOXES ONLY. SEMI MANDATORY.**
- f. Conferences, seminars and events
- g. An in-person meeting or site visit (includes consultation services)
- h. LinkedIn
- i. Twitter
- j. Facebook
- k. Instagram
- l. YouTube
- 96. Anything else? _____ [ANCHOR AT BOTTOM]
- 98. None/don't know [ANCHOR AT BOTTOM]

POP UP FOR EACH ITEM SELECTED

Q6a-96. [single choice]

How would you rate **[INSERT EACH ITEM USED IN Q5]** on meeting your needs?

- a. the health & Safety resources (e.g. booklets, videos, manuals)
- b. the updates and notifications (e.g. health & safety news, regulatory changes, newsletter, etc)
- c. the on-site training
- d. the online training
- e. the certifications
- f. the conferences, seminars and events
- g. the in-person meetings or site visits (includes consultation services)
- h. their updates on LinkedIn
- i. their tweets on Twitter
- j. their posts on Facebook
- k. their posts on Instagram
- l. their posts on YouTube
- 96. INSERT OTHER ("Anything else") FROM Q5

SCALE:

Very Satisfied	Satisfied	Neither satisfied nor dissatisfied	Dissatisfied	Very Dissatisfied	Don't know
----------------	-----------	------------------------------------	--------------	-------------------	------------

Q7. [open end]

IF Q3A=1: In what ways could **[INSERT HSA]** better serve or support your [IF HSA <> 12 "company", else "organization"] and industry to improve health and safety in your workplace?

IF Q3A=2: **[INSERT HSA]** is the health and safety association for [INSERT SECTOR NAME] in BC.

With this in mind, in what ways could **[INSERT HSA]** serve or support your [IF HSA <> 12 "company", else "organization"] and industry to improve health and safety in your workplace?

Please provide up to three suggestions.

PROMPT IF LEFT BLANK: You missed this question. If you are unable to provide feedback, please click 'Next' to continue.

ALLOW 4 LINES FOR EACH BOX.

Q8. [multi choice; drag and drop, maximum of 3]

Looking ahead, what kinds of services, resources, or information from **[INSERT HSA]** would most help you improve health and safety in your workplace?

Please rank up to three items by dragging them over to the right.

Ranking
(#1, #2, #3)

RANDOMIZE

1. Health & safety resources (e.g., booklets, videos, manuals)
2. Updates and notifications (e.g., health & safety news, regulatory changes, newsletter, etc.)
3. On-site training
4. Online training
5. Certifications
6. Conferences, seminars and events
7. An in-person meeting or site visit (includes consultation services)
8. Anything else? (please drag over and specify)
98. Don't know [EXCLUSIVE]

ASK ALL Q9

Q9. [multi choice; drag and drop]

SHOW AS ORDERED FOR HALF SAMPLE, SHOW IN REVERSE ORDER FOR OTHER HALF OF SAMPLE

How would you generally prefer to receive information (e.g., updates on new services and resources, health & safety news, regulatory changes) from **[INSERT HSA]**?

Please rank up to three items by dragging them over to the right.

Ranking
(#1, #2, #3)

1. In-person
2. Personal/direct emails
3. Group e-mails (i.e., an e-newsletter subscription)
4. By phone
5. By mail
6. On the [INSERT HSA] website
7. LinkedIn
8. Twitter
9. Facebook
10. Instagram
11. YouTube
96. Other (please specify)
99. No preference [ANCHOR AT BOTTOM]

Q9b. [single choice]

Generally speaking, how interested are you in receiving services, resources or information to improve health and safety in your workplace?

5. Very interested
4. Interested
3. Neutral
2. Not interested
1. Not at all interested
98. Don't know

Q10. [open end]

In every industry there is some degree of health and safety risk to workers. What do you think are the main health and safety risks in your industry?

Please list up to three.

PROMPT IF LEFT BLANK: You missed this question. If you are unable to provide feedback, please click 'Next' to continue.

Q11a: [open end, numbers only, no maximum or minimum]

And for classification purposes...

Approximately how many workers does your company employ in BC?

___ (number of workers in BC)

Q11b. [single choice]

Which of the following best describes your role in your organization?

1. Business owner
2. Senior executive
3. Manager
4. Supervisor
5. Staff member
6. [IF HSA=10, "Driver"]
7. Dedicated health and safety position
8. Bookkeeper/accountant
96. Other (please specify)

Q12. [single choice]

Does your [company IF BCMSA CONTACT SUBSTITUTE organization] look after the bookkeeping or accounting for other businesses, including managing WorkSafeBC premium payments on their behalf?

1. Yes (we are an accounting/bookkeeping firm)
2. No

**Those are all out questions.
Please click submit to complete your survey.**

Thank you very much for your feedback. Your survey has been submitted.